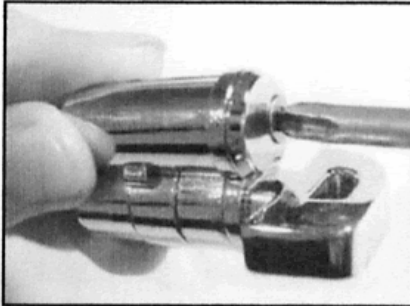



T-Core's "dual-action" combines operating and control functions in one handle!

Installation:




1. Remove screw & retaining cap.



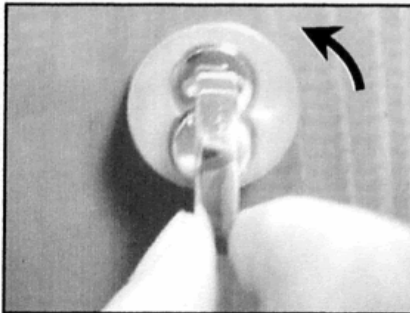
2. Rotate handle up (center click) and pull out (approx. 1/4").




3. Rotate handle clockwise to pull in control lug.



4. Insert T-Core™ into chamber until it stops.



5. Rotate handle back counter clockwise (center click).



6. Push in to final operating position.



7. Reinstall retaining cap and secure with Torx screw provided (not shown).

We welcome your comments and ideas. To contact the "Bros." write, call or e-mail:

Fuller Bros. Lock, Inc.
P.O. Box 3702
Houston, TX 77253-3702

Toll free: 1 (866) 839-6286

E-mail: info@fullerbroslock.com

T-Core™ is a product of Fuller Bros. Lock, Inc.